

PRESSURE SENSOR PTM C2

Pressure measuring range 0–10 bar

Voltage supply 9-35 V DC

Features

- Ideal as a dry run protection device for pumps and for process monitoring
- Pressure range up to 10 bar
- robust design
- high accuracy
- resistant to aggressive media



www.asv-stuebbe.com/products/instrumentation



Pressure sensor PTM C2

PTM C2

Version: Fitted to pipe



Signal inputs:



Pressure
0–10 bar

Signal output

C2

Current: 2-wire, 4–20 mA
Operating voltage: 9–35 V DC

Sensor: Al₂O₃ 96 %, sensor protective film (optional): Tantalum

Housing material

PVC-U

PP

PVDF

Connection

Sealing

Socket

Spigot

1

2

3

4

● available
○ not available

Connection material (pipe connection)

- 1 PVC-U socket **DIN**
- 2 PP socket **DIN**
Spigot **DIN**
- 3 PVDF socket **DIN**
Spigot **DIN**
- 4 Sealing
(Sensor + Connection)
 - » EPDM
 - » FPM
 - » PFA

Pressure sensor PTM C2

Application

- The PTM C2 can be used as a dry run protection device for pumps and for process monitoring.

Use

- Pressure transducers for installation in pipes

Function

- The process pressure is registered by a ceramic transducer made of AL_2O_3 .
- Versions
C2:
The current module transmits pressure via a normalised 4–20 mA signal.

Type

- PTM C2 as a compact one-piece variant

Interfaces

- Signal output, current loop (C2):
4–20 mA

Measured variables

- pressure

Device connection

- Socket end for solvent welding (PVC-U): d32
- Fusion socket end (PVDF or PP): d32
- Fusion spigot end (PVDF or PP): d32

Voltage supply

- $U = 9-35$ V DC

Cable connections

- Cable outside diameter: 3-6 mm
- Nominal cross-section, voltage supply: 0.25 mm²

Materials, wetted parts

- Sensor: AL_2O_3 96 %
- Sensor housing: PVC-U, PVDF or PP
- Sensor seal: EPDM, FPM, PFA
- Union end and union nut: PVC-U, PVDF or PP
- Sealing: EPDM, FPM, PFA
- Optional sensor protective film: Tantalum

Materials, not wetted parts

- Housing: PP

Weights

- Basic weight: 0.3 kg

Type of protection

- IP 65

Output behaviour

- Power up: < 200 ms
- Step response (10-90%) 10 ms

Sensor data (pressure)

- Measuring range: 0-10 bar
- Maximum overpressure: 20 bar
- Precision
at 25-85°C: ±2.4 % FS
at 25 °C: ±1% FS

Ambient conditions

- Ambient temperature: -20-70 °C
- Atmospheric ambient pressure: 0.8-1.1 bar
- Relative humidity: 20–85 %

Process temperature

- See pressure and temperature diagram

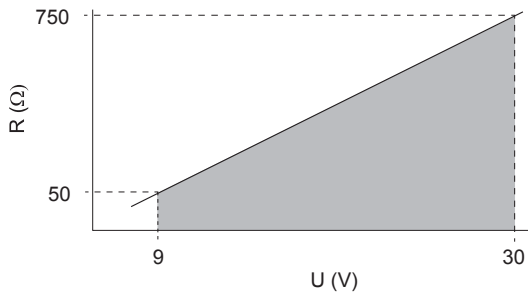
Process pressure

- See pressure and temperature diagram

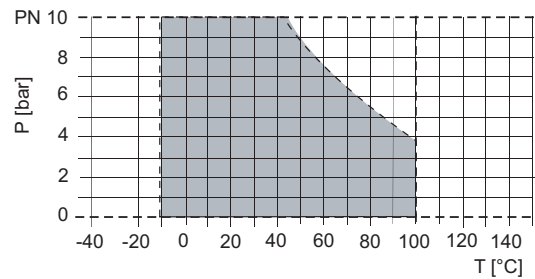
Mounting position

- As required

Ohmic resistance



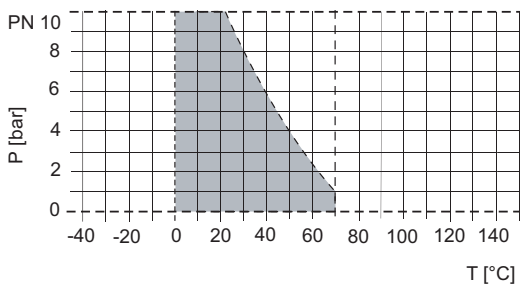
No.	Description
R	Max. ohmic resistance
U	Voltage supply



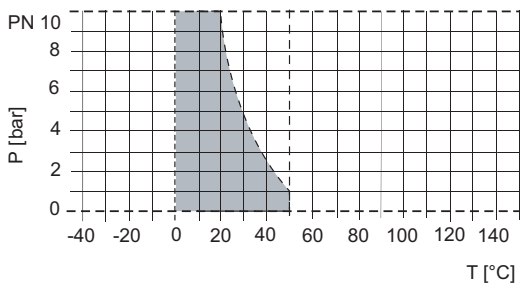
Pressure and temperature limits PVDF

No.	Description
P	Operating pressure
T	Temperature

Pressure and temperature diagram



Pressure and temperature limits PP

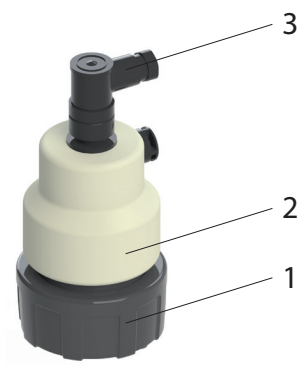


Pressure and temperature limits PVC-U

The pressure/temperature limits of the materials are applicable for the stated nominal pressures and a computed operating life factor of 25 years. The values are a guide for harmless media (DIN 2403), to which the valve material is resistant. For other fluids please refer to the ASV resistance guide. The operating life of the wear parts depends on the conditions of use.

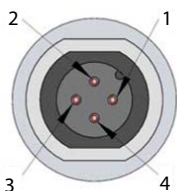
Pressure sensor PTM C2

PTM C2



No.	Description
1	Device connection
2	Sensor housing
3	4-pin connector M12

Circuit diagram, plug connector



No.	Terminal
1	Signal (+)
2	Signal (-)
3	n.c.
4	n.c.

Pressure sensor PTM C2

PTM C2

